








# LEGACY BUILD PATH






## 1 INTRODUCTION

-  REVIEW BUILDING GOALS INCLUDING LOCATION, STYLE, BUDGET & TIMELINE
-  SELECT HOMESITE
-  GATHER FLOORPLAN & EXTERIOR CONCEPTS

## 2 REVIEW FLOORPLAN & OPTIONS

-  REVIEW OPTIONS TO PERSONALIZE YOUR HOME
-  REVIEW SPECIFICATIONS & FEATURES
-  ACCEPT PRELIMINARY PROPOSAL & SUBMIT DESIGN DEPOSIT

## 3 DESIGN DEVELOPMENT

-  MAIN LEVEL & SECOND LEVEL DESIGN
-  BASEMENT DESIGN
-  EXTERIOR DESIGN
-  3D WALKTHROUGH
-  PLANS ARE FINALIZED FOR FINAL PRICING

## 4 FINAL PRICING

Final plans are reviewed for a final estimate. Pricing will take up to two weeks to compile and finalize for contract documents.

# 5

## FINALIZE CONTRACT DOCUMENTS

- ✓ REVIEW FINAL CONTRACT DOCUMENTS
- ✓ SIGN CONTRACT DOCUMENTS VIA DOCUSIGN
- ✓ DISCUSS LENDER DECISION

# 6

## PREPARE FOR CONSTRUCTION

- > **ORIENTATION MEETING:** MEET YOUR BUILD TEAM
- > SIGN & SUBMIT FORMS FOR UTILITY SERVICE (ELECTRIC, WATER, GAS, ETC.)
- > **SELECTIONS MEETINGS:** FINALIZE YOUR FINISHES WITH YOUR DESIGN CONSULTANT
- > CLOSE ON YOUR CONSTRUCTION LOAN
- > **SITE PRE-CONSTRUCTION MEETING:** REVIEW YOUR BUILD ON SITE WITH YOUR PROJECT MANAGER PRIOR TO DIG
- > TRACK CONSTRUCTION PROGRESS AND APPROVE SELECTIONS ON YOUR OWN CUSTOM WEBPAGE VIA BUILDERTREND